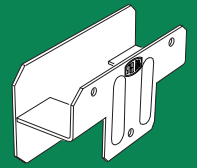


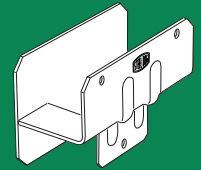


Stacking Clips

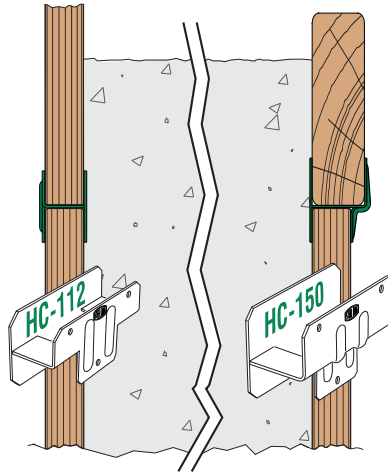
1-1/8" Forming Hardware



HC-112 1-1/8" to 1-1/8"



HC-150 1-1/8" to 1-1/2"



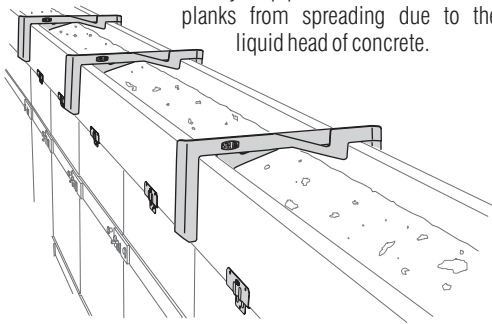
An Easy Way to Add Inches to Your Forms

The Panel Clip and the Stacking Clip are thin, strong, steel clips for joining 1-1/8" plywood panels to other 1-1/8" stock (HC-112) or to 1-1/2" lumber (HC-150.) Either clip gives you a quick, inexpensive way to pour a slightly higher wall with your existing form panels.

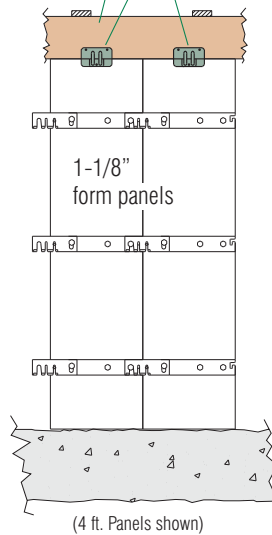


Stacking Clips and Stacking Spreaders

Steel Dog Stacking Spreaders (shorter versions of our popular Footing Brackets) are a fast way to secure the planks when using HC-150's and "2 by" stock on top of your forms. They're especially useful when stacking on 4-bar forms because they help prevent the bottom of the planks from spreading due to the liquid head of concrete.



1-1/2" lumber (up to 2x12) HC-150's (one per panel)



Other Uses

Stacking Clips can be used to make temporary filler panels on the spot from 1-1/2" lumber (or use HC-112's and 1-1/8" plywood.) As shown on the right, joining up to an existing wall sometimes requires a scribed board to match an uneven surface. Use HC's to join a 2x4 or 2x6 to the first form panels. Cut board to match adjoining surface.

Also use the same technique to make panel-to-panel fillers in the middle of a wall to get exactly the width you want, or to cut for wall pass-throughs.

ALWAYS BE SURE TO ADEQUATELY WALER OR BRACE FILLERS AGAINST THE FORCE OF THE POUR.

