



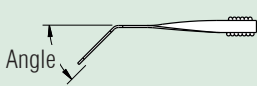


Transition Ties

Safe Working Load (LBS)
Min. One-Sided Wall
Carton Quantity
Carton Weight

ALUMINUM FORMS

Product Code									
	AC-4	Aluma-Coil™ Tie	4"	3750	100	24			
	AC-6	Aluma-Coil™ Tie	6"	3750	100	29			
	ACS-4	Aluma-Coil™ Tie, Stainless	4"	3750	100	24			
	ACS-6	Aluma-Coil™ Tie, Stainless	6"	3750	100	29			
	AC-4A AC-6A	Aluma-Coil™ Tie BENT	Specify angle of bend. AC-6A45						











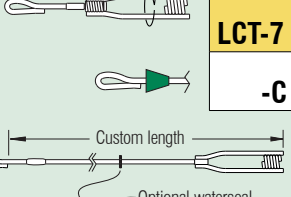
1-1/8" RESI



For Steel Dog® and other "swing-latch" style form systems



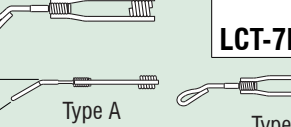
	RC-4	Resi-Coil™ Tie	4"	2500	100	22			
	RC-6	Resi-Coil™ Tie	6"	2500	100	26			
	DBRC-5C	Deep Breakback Resi-Coil™ Tie 1-1/2" breakback with 1-1/4" x 1-1/2" cone	5"	2500	100	30			
	DBRC-7C	Deep Breakback Resi-Coil™ Tie 1-1/2" breakback with 1-1/4" x 1-1/2" cone	7"	2500	100	30			

MODULAR STEEL FRAME

For modular handset forming systems, such as Symons Steel-Ply®

	LC-4	Loop-Coil™ Tie (1" breakback)	4"	2800	100	22			
	LC-4C	Loop-Coil™ Tie with Cone (1" BB)	4"	2800	100	23			
	LC-6	Loop-Coil™ Tie (1" BB)	6"	2800	100	28			
	LCS-6	Loop-Coil™ Tie, Stainless	6"	2800	100	28			
	LC-6C	Loop-Coil™ Tie with Cone (1" BB) Cones available on other LC's--consult factory	6"	2800	100	28			
	LC-9W	Loop-Coil™ Tie with Waterseal (1" BB)	9"	2800	100	32			
	LC-7-2	Loop-Coil™ Tie (2" BB)	7"	2800	100	29			
	LCT-5	Turnbuckle Loop-Coil™ Tie	5"	2800	100	26			
	LCT-7	Turnbuckle Loop-Coil™ Tie Standard 1" breakback. Available in custom length and bent ends.	7"	2800	100	32			
	-C	Plastic Cones 1", 1-1/2", and 2" long cones, 1" diameter	Available on most LC and LCT Consult Factory						
		Longneck Loop-Coil™ Tie 1" breakback standard. Available with turnbuckle tie end. Any length from 6" to 50ft. Specify length.							

	FPLC-6	Fiberglass Loop-Coil™ Tie 2" fiberglass setback, short struts	6"	2800	100	27			
	FPLC-8	Fiberglass Loop-Coil™ Tie 2" fiberglass setback, long struts	8"	2800	100	27			

	LCT-7B30	Turnbuckle Loop-Coil™ Tie BENT, 30° 30 Deg. Bent End Turnbuckle Loop Coil Tie, 7" Type B bend	7"	2400	100	32			
	LCT-7B45	Turnbuckle Loop-Coil™ Tie BENT, 45° 45 Deg. Bent End Turnbuckle Loop Coil Tie, 7" Type B bend	7"	2000	100	32			
		Pre-Bent Loop-Coil™ Ties Specify angle and type of bend. Minimum charge applies. Consult factory for load rating.							

Standard Ties Highlighted standard ties have greatest adjustment range and lowest cost

Transition Ties

CAM-LOCK, SURE-LOCK, ANCHOR LOCK

Product Code	Image	Description	Length	Safe Working Load (LBS) Min. One-Sided Wall	Carton Qty.	Carton Weight (LBS)			
GC-4		Cam-Lock Loop-Coil™ Tie (Self centering cones)	4"	2250	100	23			
GC-6		Cam-Lock Loop-Coil™ Tie (Self centering cones)	6"	2250	100	28			
GCT-7		Cam-Lock Loop-Coil™ Tie (Self centering cones)	7"	2250	100	35			
GA-577		#5 Anchor Lock Loop-Coil™ Tie	7"	3250	100	42			

JOB-BUILT PLYWOOD

For job-built plywood forming. Button head ends with 1" cones standard. Other cone sizes available

Product Code	Image	Description	Length	Safe Working Load (LBS) Min. One-Sided Wall	Carton Qty.	Carton Weight (LBS)			
SC-44		Snap-Coil™ Tie 4 3/4" tail; 1" BB with cone	4"	2800	100	25			
SC-64		Snap-Coil™ Tie 4 3/4" tail; 1" BB with cone	6"	2800	100	29			
SC-68		Snap-Coil™ Tie 8 1/4" tail; 1" BB with cone	6"	2800	100	34			
SC-48		Snap-Coil™ Tie 8 1/4" tail; 1" BB with cone	4"	2800	100	29			
		Custom Snap-Coil™ Ties	We can produce custom Snap-Coil™ Ties to meet your requirements. Specify length of L&W tail and length from form face to coil tie end.						

OPTIONS

	Threading All 1/2" coils can be tapped to accept 1/2"-13 machine threads Add -NC to product code.	
Zn	Zinc Plating Two Finishes available on some Transition Ties™: <u> </u> Electroplated Zinc Hot-dipped galvanized	
SS	Stainless Steel 304 stainless steel versions of some Transition Ties™ are available.	

Coil Hardware

REBAR HOOKS

For connecting threaded rod to rebar at right angles. Multiple uses.

Product Code	Image	Description	Safe Working Load	Carton Qty.	Carton Wt.			
RH-6		Rebar Hook 1/2" coil rod to #6 or smaller rebar	1800	100	40			
RHF-6		Rebar Hook for fiberglass 1/2" coil rod to #6 or smaller rebar	1800	100				
RH-6NC		Rebar Hook 1/2" coil rod to #6 or smaller rebar; 1/2"-13 NC threads	1800	100	41			
RH-48		Rebar Hook 1/2" coil rod to #8 or smaller rebar	3000	50	42			
RH-8		Rebar Hook 3/4" coil rod to #8 or smaller rebar	3000	50	48			
RHF-8		Rebar Hook for fiberglass 3/4" coil rod to #8 or smaller rebar	3000	25	42			
RH-8D		Rebar Hook 15mm threadbar to #8 or smaller rebar	3000	50	49			

REBAR COIL CLAMPS

For making right-angle connections between threaded rod and up to #11 rebar

	RHC-4	Rebar Coil Clamp 1/2" coil to #11 rebar	3000	50	33			
	RHC-6	Rebar Coil Clamp 3/4" coil to #11 rebar	3000	50	43			
	RHC-8	Rebar Coil Clamp 1" coil rod to #11 rebar	3000	50	48			
	RHC-D15	Rebar Coil Clamp 15mm coil, 15mm rod to #11 rebar	3000	50	44			
	RHC-D20	Rebar Coil Clamp 20mm coil 20mm rod to #11 rebar	3000	50	49			

FLANGE HOOK

	RHP-48	Flange Hook with 1/2" coil for attaching to flanges or rebar up to 1"	3000	50	41			
--	--------	--	------	----	----	--	--	--

Coil Hardware

		Product Code		Safe Working Load	Carton Qty.	Carton Weight (lbs)			
COIL-LAG™ For attaching formwork to timber structures, such as soldier pile/wood lagging retaining walls		SCL-4	Coil Lag™ ¾" x 5" lag bolt for ½" coil rod	3000	50	41			
		SCLF-4	Coil Lag™ for fiberglass ½" coil rod	3000	50	50			
		SCL-4NC	Coil Lag™ for ½" coil rod and ½"-13NC MACHINE THREADS	3000	50	41			
		SCL-4-10	Coil Lag™ ¾"x10" lag bolt for ½" coil rod	3000	25	34			
		SCL-6	Coil Lag™ for ¾" coil rod	3000	50	51			
		SCL-D15	Coil Lag™ for 15mm "euro" rod	3000	50	52			
COIL-STUD™ For attaching formwork to steel structures, such as H-piles or sheet piling. Attached with stud guns		SCS-4	Coil Stud™ arc weld stud with swivel loop for ½" coil rod	4500	50	32			
		SCS-4NC	Coil Stud™ arc weld stud with swivel loop for ½" coil rod and ½"-13NC MACHINE THREADS	4500	50	32			
		SCS-6	Coil Stud™ arc weld stud with swivel loop for ¾" coil rod	4500	50	43			
		SCS-D15	Coil Stud™ for 15mm "euro" rod	4500	50	43			
COIL WELD ANGLE BRACKET For attaching formwork to steel structures, such as H-piles or sheet piling. Manually welded.		CWA-4	Coil Weld Angle Bracket™ with swivel loop for ½" coil rod	4500	50	42			
		CWA-4NC	Coil Weld Angle Bracket™ with swivel loop for ½" coil rod and ½"-13NC MACHINE TREADS	4500	50	42			
		CWA-6	Coil Weld Angle Bracket™ with swivel loop for ¾" coil rod	4500	50	50			
		CWA-D15	Coil Weld Angle Bracket™ for 15mm "euro" rod	4500	50	51			
ANCHORBAR™ Bolt-down attachment bracket		AB-4	AnchorBar™ bolt-down, weldable attachment bracket with swiveling ½" coil loop	3000	50	38			
		AB-4NC	AnchorBar™ for 1/2" coil rod and 1/2"-NC MACHINE THREADS	3000	50	38			
		ABF-4	AnchorBar™ for fiberglass ½" coil rod	3000	50	38			
		ABD-4	AnchorBar™ Dual, 1/2" coil loops Universal bolt-down, weldable attachment bracket with two swiveling 1/2" coil loops		25	25			
STUD TIE™ For attachment to existing 3/4" headed shear connector studs		STT-6	Stud Tie™ for attachment of ½" coil rod to ¾" weld stud	3000	100	28			
		STT-6NC	Stud Tie™ for attachment of 1/2" coil rod and 1/2"-13NC MACHINE THREADS	3000	100	28			
		STT-7	Stud Tie™ for attachment of ½" coil rod to 7/8" weld stud	3000	100				
COIL LOOP		LB-4	Coil Loop ½" coil loop fits over #9 rebar; not rated as insert	4500	100	24			
		LB-4NC	Coil Loop 1/2"-13NC MACHINE THREADS coil loop fits over #9 rebar; not rated as insert	4500	100	24			
		LBS-4	Coil Loop, Stainless	4500	100	24			
OPTIONS		Zn	Zinc Plating Two Finishes available:	Electroplated Zinc Hot-dipped galvanized					
			Threading	All ½" coils can be tapped to accept ½"-13 machine threads Add -NC to product code.					

Coil Hardware

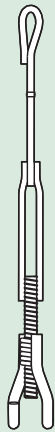
COIL ROD
Hi-strength rolled threads, rolled to exact length, not cut

Product Code	Safe Working Load	Carton Qty.	Carton Weight (lbs)	Per PC. Weight (lbs)				
CR4-4	Coil Rod, 1/2" x 4"	9000	100	19	0.18			
CR4-5	Coil Rod, 1/2" x 5"	9000	100	23	0.22			
CR4-6	Coil Rod, 1/2" x 6"	9000	100	28	0.27			
CR4-7	Coil Rod, 1/2" x 7"	9000	100	32	0.31			
CR4-8	Coil Rod, 1/2" x 8"	9000	100	37	0.35			
CR4-9	Coil Rod, 1/2" x 9"	9000	100	41	0.40			
CR4-10	Coil Rod, 1/2" x 10"	9000	100	46	0.44			
CR4-11	Coil Rod, 1/2" x 11"	9000	100	50	0.49			
CR4-12	Coil Rod, 1/2" x 12"	9000	50	28	0.53			
CR4-13	Coil Rod, 1/2" x 13"	9000	50	30	0.58			
CR4-14	Coil Rod, 1/2" x 14"	9000	50	32	0.62			
CR4-15	Coil Rod, 1/2" x 15"	9000	50	35	0.67			
CR4-16	Coil Rod, 1/2" x 16"	9000	50	37	0.71			



STAY-FORM BLIND SIDE LOOP TIE

SFTL-8	Stay-form Blind Side Loop Tie, 8" Wall	2250	50	39	0.79			
SFTL-10	Stay-form Blind Side Loop Tie, 10" Wall	2250	50	41	0.81			
SFTL-12	Stay-form Blind Side Loop Tie, 12" Wall	2250	50	42	0.84			
SFTL-14	Stay-form Blind Side Loop Tie, 14" Wall	2250	25	22	0.87			
SFTL-16	Stay-form Blind Side Loop Tie, 16" Wall	2250	25	23	0.89			
SFTL-18	Stay-form Blind Side Loop Tie, 18" Wall	2250	25	24	0.92			
SFTL-20	Stay-form Blind Side Loop Tie, 20" Wall	2250	25	25	0.94			
SFTL-22	Stay-form Blind Side Loop Tie, 22" Wall	2250	25	26	0.97			
SFTL-24	Stay-form Blind Side Loop Tie, 24" Wall	2250	25	27	1.00			



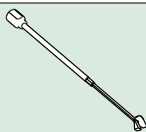
STAY-FORM BLIND SIDE SNAP TIE

SFTS-10 SE	Stay-form Blind Side Snap Tie, 10" 4-3/4" tail	2250						
SFTS-10 LE	Stay-form Blind Side Snap Tie, 10" 8-1/4" tail	2250						
SFTS-12 SE	Stay-form Blind Side Snap Tie, 12" 4-3/4" tail	2250						
SFTS-12 LE	Stay-form Blind Side Snap Tie, 12" 8-1/4" tail	2250						
SFTS-14 SE	Stay-form Blind Side Snap Tie, 14" 4-3/4" tail	2250						
SFTS-14 LE	Stay-form Blind Side Snap Tie, 14" 8-1/4" tail	2250						
SFTS-16 SE	Stay-form Blind Side Snap Tie, 16" 4-3/4" tail	2250						
SFTS-16 LE	Stay-form Blind Side Snap Tie, 16" 8-1/4" tail	2250						



HARPOON
For cutting slits in Stay-Form™ mesh

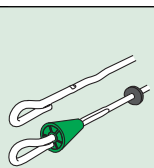
Product Code	Carton Qty.	Carton Weight (lbs)			
HPT	Harpoon™ impact tool for cutting double slits in Stay-Form™ mesh	1	10		
HPTT	Replacement Blade Tip for Harpoon tool	1	1		



Custom Ties

LOOP TIES

For Steel-Ply® and equivalent steel frame modular form panels.



Heavy-Duty Loop Panel Ties for Steel-Ply and Equivalents

Loop ties made to order on a quick turnaround basis. Virtually any configuration of length, breakback, material, waterseal, or end style made to your requirements.

Safe Working Load Standard Tie	3000 lbs, 2-to-1 safety factor
Safe Working Load Stainless Tie	2800 lbs, 2-to-1 safety factor
Wall Thickness Range	4 inches to 50 feet, in any fraction, to 1/16"
Wire Material	Carbon steel, 304 stainless ¹
Waterseal Available	Neoprene washer
Cone Lengths Available	1", 1-1/2", 2" ²

¹ 316 stainless available on special order
² Cone diameter 1" standard; other diam's available

FAST TURNAROUND

Most custom tie orders shipped in 3 days or less. Tell us your need and we will work to deliver the ties when and where they are needed.

ANY CONFIGURATION

We can make loop ties to meet any specification. Virtually any configuration of length, breakback depth, or end arrangement is possible.

Product Code:

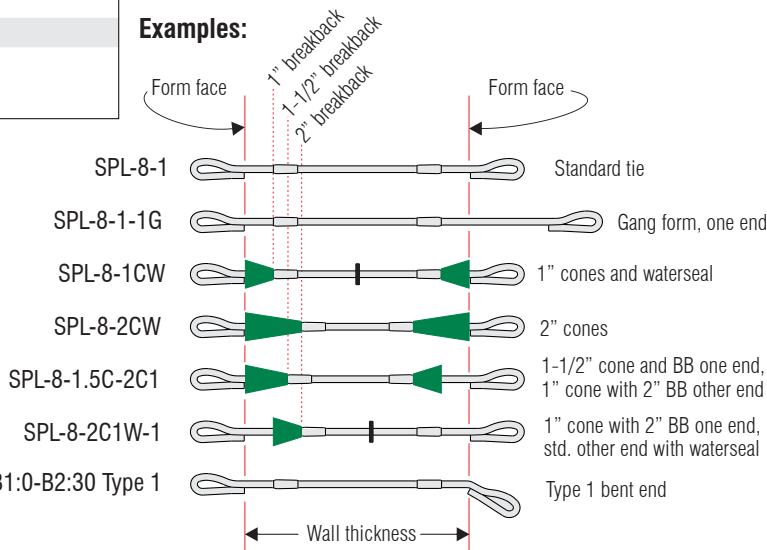
SPL-17-1C1WG-1C1G

Type	•
SPL	carbon steel
SPLS	stainless steel

Wall thickness
Form face-to-form face, in inches

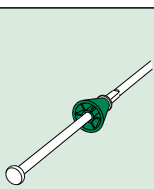
- Add if two ends are different
- Add for gang form ends
- Add for waterseal
- Cone length if different than breakback
- Add for cone
- Breakback in inches

Examples:



BUTTON HEAD SNAP TIES

For job-built plywood forms



Button Head Snap Ties for Job-Built Forms

Standard-duty snap ties, with plastic cone standard. Available in a wide range of wall thicknesses, tail lengths, breakback depths.

Safe Working Load Standard Tie	3000 lbs, 2-to-1 safety factor
Safe Working Load Stainless Tie	2800 lbs, 2-to-1 safety factor
Wall Thickness Range	4 inches to 50 feet, in any fraction, to 1/16"
Wire Material	Carbon steel, 304 stainless ¹
Waterseal Available	Neoprene washer
Cone Lengths Available	1", 1-1/2", 2" ²

¹ 316 stainless available on special order
² Cone diameter 1" standard; other diam's available

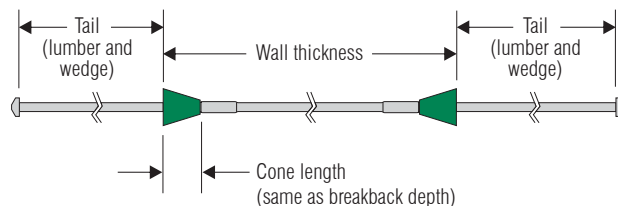
Product Code:

SNP-17-1CW8.25-1C4.75

Type	•
SNP	carbon steel
SNPS	stainless steel

Wall thickness
Form face-to-form face, in inches

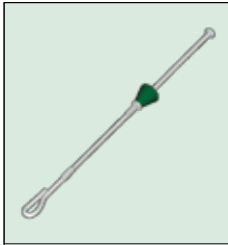
- Add if two ends are different
- Tail length Lumber plus wedge thickness in inches
- Add for waterseal
- Add for cone
- Breakback in inches



Custom Ties

COMBO TIES

For joining Steel Ply® and equivalent steelframe modular form panels to job-built and other formwork



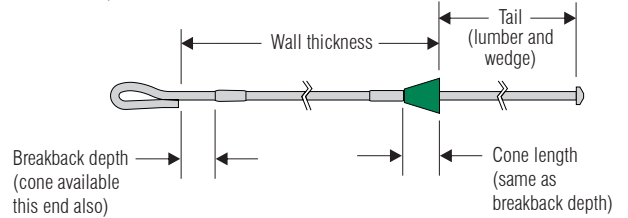
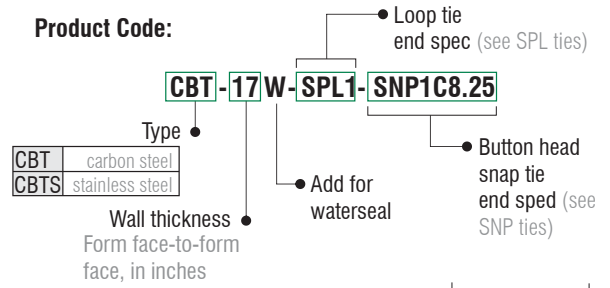
Combo Ties for Steel Ply to Job-Built Forms

Loop ties made to order on a quick-turnaround basis. Virtually any configuration of length, breakback, material, waterseal, or end style made to fit your requirements.

Safe Working Load	2800 lbs, 2-to-1 safety factor
Wall Thickness Range	4 inches to 50 feet, in any fraction, to 1/16"
Wire Material	Carbon steel, 304 stainless ¹
Waterseal Available	Neoprene washer
Cone Lengths Available	1", 1-1/2", 2" ²

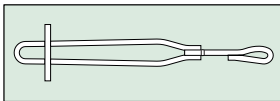
¹ 316 stainless available on special order.
² Cone diameter 1" standard; other diams available

Product Code:



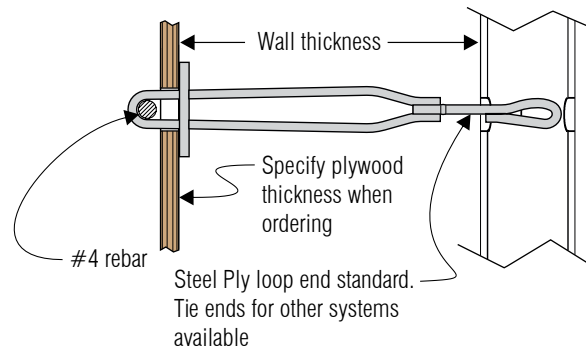
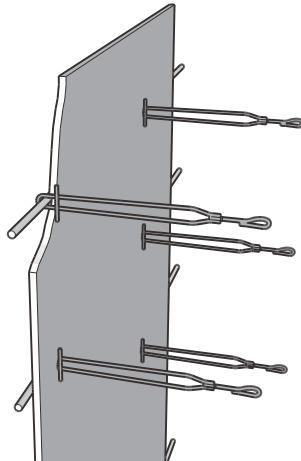
PLYWOOD BLIND SIDE WALL TIES

Blind side forming solution



Plywood Blind Side Wall Ties

These ties make it possible to form blind side walls (too close to existing structures to strip standard form panels) using inexpensive plywood and #4 rebar.



Part	Description	Part Weight (lbs)
PBT-6	Plywood Blind Side Wall Tie, 6" for Steel Ply forms	.22
PBT-8	Plywood Blind Side Wall Tie, 8" for Steel Ply forms	.27
PBT-10	Plywood Blind Side Wall Tie, 10" for Steel Ply forms	.31
PBT-12	Plywood Blind Side Wall Tie, 12" for Steel Ply forms	.35
PBT-14	Plywood Blind Side Wall Tie, 14" for Steel Ply forms	.39
PBT-16	Plywood Blind Side Wall Tie, 16" for Steel Ply forms	.43

Other sizes and configurations available: consult factory \$20 setup charge for <100pcs

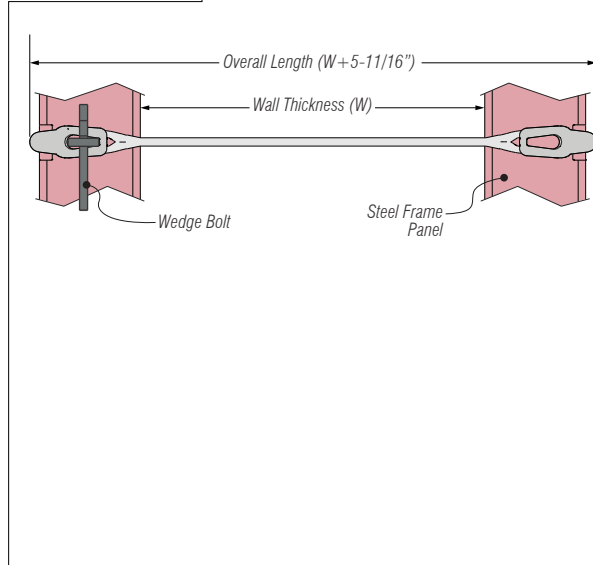
TIE ACCESSORIES

	CP-1X1	Plastic Cone	1" diameter by 1" length	0.006
	CP-1X1.5	Plastic Cone	1" diameter by 1½" length	0.012
	CP-1X2	Plastic Cone	1" diameter by 2" length	0.015
	CPF-1X1	Snap-on Plastic Cone	Snaps onto existing tie. 1" diameter x 1" length	0.006
	WWN-50	Waterseal Washer, Neoprene	for 0.226" to 0.280" diameter wire	0.002

Fiberglass Ties

HEAVY DUTY FIBERGLASS LOOP TIES

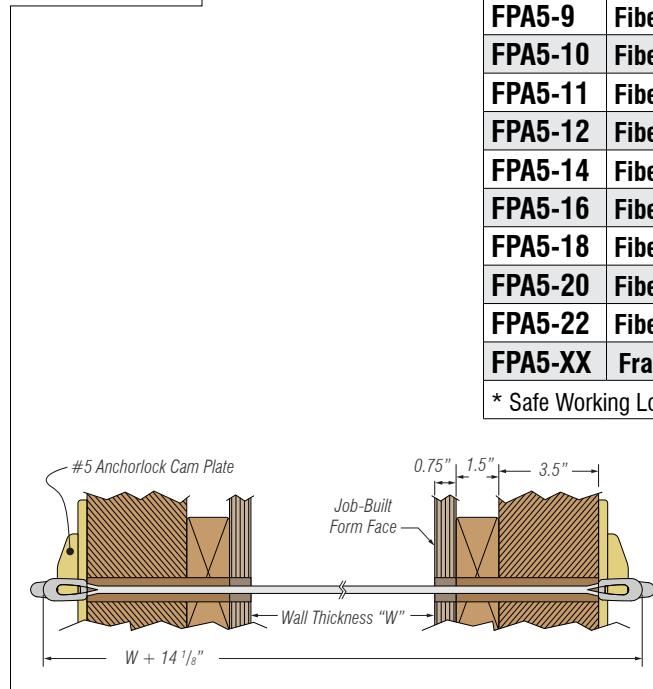
Fiberglass loop ties for modular steel frame forms



Product Code		Safe Working Load*	Carton Qty.	Box Weight (lbs)
FPL-4	Fiberglass Loop Tie, 4"	2800	100	9
FPL-5	Fiberglass Loop Tie, 5"	2800	100	9
FPL-6	Fiberglass Loop Tie, 6"	2800	100	10
FPL-7	Fiberglass Loop Tie, 7"	2800	100	10
FPL-8	Fiberglass Loop Tie, 8"	2800	100	10
FPL-9	Fiberglass Loop Tie, 9"	2800	100	11
FPL-10	Fiberglass Loop Tie, 10"	2800	100	11
FPL-11	Fiberglass Loop Tie, 11"	2800	100	11
FPL-12	Fiberglass Loop Tie, 12"	2800	100	12
FPL-14	Fiberglass Loop Tie, 14"	2800	100	12
FPL-16	Fiberglass Loop Tie, 16"	2800	100	13
FPL-18	Fiberglass Loop Tie, 18"	2800	100	14
FPL-20	Fiberglass Loop Tie, 20"	2800	100	14
FPL-22	Fiberglass Loop Tie, 22"	2800	100	15
FPL-24	Fiberglass Loop Tie, 24"	2800	100	16
FPL-26	Fiberglass Loop Tie, 26"	2800	100	17
FPL-28	Fiberglass Loop Tie, 28"	2800	100	17
FPL-30	Fiberglass Loop Tie, 30"	2800	100	18
FPL-32	Fiberglass Loop Tie, 32"	2800	100	19
FPL-XX	Fractional lengths available from 4"-32" Consult Factory for pricing			

GATES ANCHORLOCK FIBERGLASS LOOP TIES

Fiberglass loop ties for Gates Anchorlock System



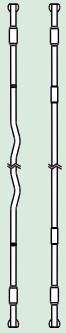
FPA5-4	Fiberglass Loop Tie, 4" for #5 Anchor Lock System	2800	100	12
FPA5-5	Fiberglass Loop Tie, 5" for #5 Anchor Lock System	2800	100	12
FPA5-6	Fiberglass Loop Tie, 6" for #5 Anchor Lock System	2800	100	13
FPA5-7	Fiberglass Loop Tie, 7" for #5 Anchor Lock System	2800	100	13
FPA5-8	Fiberglass Loop Tie, 8" for #5 Anchor Lock System	2800	100	13
FPA5-9	Fiberglass Loop Tie, 9" for #5 Anchor Lock System	2800	100	14
FPA5-10	Fiberglass Loop Tie, 10" for #5 Anchor Lock System	2800	100	14
FPA5-11	Fiberglass Loop Tie, 11" for #5 Anchor Lock System	2800	100	14
FPA5-12	Fiberglass Loop Tie, 12" for #5 Anchor Lock System	2800	100	15
FPA5-14	Fiberglass Loop Tie, 14" for #5 Anchor Lock System	2800	100	16
FPA5-16	Fiberglass Loop Tie, 16" for #5 Anchor Lock System	2800	100	17
FPA5-18	Fiberglass Loop Tie, 18" for #5 Anchor Lock System	2800	100	17
FPA5-20	Fiberglass Loop Tie, 20" for #5 Anchor Lock System	2800	100	18
FPA5-22	Fiberglass Loop Tie, 22" for #5 Anchor Lock System	2800	100	19
FPA5-XX	Fractional lengths available from 4"-22" Consult Factory for pricing			

* Safe Working Load based on 2-to-1 Safety Factor

ATTN: Resi Ties do not qualify for Free Freight

Safe Working Load (lbs)*
Carton Qty.
Carton Weight (lbs)
Skid Qty.
Boxes per skid

RESI-TIES
Hi-strength ties for
1-1/8" Residential
forming



RT-6	Resi-Tie, 6"	2500	250	44lbs	9000	36
RT-8	Resi-Tie, 8"	2500	250	52	9000	36
RTB-8	Resi-Tie BENT, 8"	2500	250	52	9000	36
RT-10	Resi-Tie, 10"	2500	250	60	9000	36
RTB-10	Resi-Tie BENT 10"	2500	250	60	9000	36
RT-12	Resi-Tie, 12"	2500	250	68	7000	28
RTB-12	Resi-Tie BENT 12"	2500	250	68	7000	28



















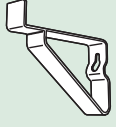

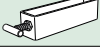
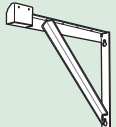
SS

Stainless Steel Stainless resi-ties available

Safe Working Load (lbs)*
Carton Qty.
Carton Weight (lbs)

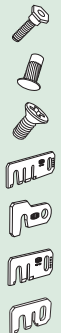
RT-7	Resi-Tie, 7"	2500	250	48lbs	
RT-9	Resi-Tie, 9"	2500	250	56	
RT-11	Resi-Tie, 11"	2500	250	64	
<i>RT-13 and longer are packaged as bundles.</i>					
RT-13	Resi-Tie, 13"	2500	50	14	
RT-14	Resi-Tie, 14"	2500	50	15	
RT-15	Resi-Tie, 15"	2500	50	16	
RT-16	Resi-Tie, 16"	2500	50	17	
RT-17	Resi-Tie, 17"	2500	50	18	
RT-18	Resi-Tie, 18"	2500	50	19	
RT-19	Resi-Tie, 19"	2500	50	19	
RT-20	Resi-Tie, 20"	2500	50	20	
RT-21	Resi-Tie, 21"	2500	50	21	
RT-22	Resi-Tie, 22"	2500	50	22	
RT-23	Resi-Tie, 23"	2500	50	23	
RT-24	Resi-Tie, 24"	2500	50	23	
RT-25	Resi-Tie, 25"	2500	50	24	
RT-26	Resi-Tie, 26"	2500	50	25	
RT-27	Resi-Tie, 27"	2500	50	26	
RT-28	Resi-Tie, 28"	2500	50	27	
RT-29	Resi-Tie, 29"	2500	50	26	
RT-30	Resi-Tie, 30"	2500	50	28	
RT-31	Resi-Tie, 31"	2500	50	29	
RT-32	Resi-Tie, 32"	2500	50	30	
RT-33	Resi-Tie, 33"	2500	50	31	
RT-34	Resi-Tie, 34"	2500	50	32	
RT-35	Resi-Tie, 35"	2500	50	32	
RT-36	Resi-Tie, 36"	2500	50	33	
RT-XX	Any length available up to 50 feet				
* Safe Working Load based on 2-to-1 Safety Factor					

1-1/8" Hardware

	Product Code		Carton Qty.	Carton Weight		
BREAK-OFF TOOLS Snap off resi-ties	 BT-2	Low-Cost Break-Off Tool carbon steel with hex shoulder bolt wrench	20			
	 BT-10	The TieBreaker premium tool steel head with vinyl grip	20	23		
OUTSIDE CORNER CLIPS Replace full-height metal corners with low-cost, versatile clips	 CC-22	Angle Corner Clip, 22.5° outside corner clip	50	22		
	 CC-30	Angle Corner Clip, 30° outside corner clip	25	14		
	 CC-45	Angle Corner Clip, 45° outside corner clip	50	29		
	 CC-90	Angle Corner Clip, 90° outside corner clip	25	26		
STACKING HARDWARE Three different ways to add extra height to 1-1/8" form panels	 HC-112	Panel Clip, 1-1/8" to 1-1/8"	50	20		
	 HC-150	Stacking Clip, 1-1/8" to 1-1/2" for stacking "2 by" lumber on 1-1/8" forms	50	25		
	 SP-1	Stacking Plate for catching a tie when stacking panels	100	35		
SMALL HARDWARE	 EC-100	Corner "E" Clip for joining latch-less corners and narrow filler panels	100	37		
	 OC-250	Offset Clip for joining panels where there is a step-up in the footing	50	23		
	 ST-100	Half Clip for catching a tie where there is no room to swing a latch	250	28		
	 CWCO	Curved Wall Clip, OUTSIDE make radius walls with narrow fillers	50	22		
	 CWCI	Curved Wall Clip, INSIDE make radius walls with narrow fillers	50	20		
	 TFEL-25	Extension Latch for adding 1/4" gap between forms	50			
	 TFEL-50	Extension Latch for adding 1/2" gap between forms	50			
	WALER BRACKETS Brackets for holding "2 by" stock edgewise against the form panels	 TWC-450	Top Waler Clamp for holding 2x4 top waler to top of 1-1/8" form panels	25	35	
 WBW-4		Waler with Wedge, 4" attaches to hex shoulder bolt and holds 2x4 waler	25	35		
		WB-6	Waler Bracket 6" attaches to hex shoulder bolt and holds 2x6 waler	10	24	
		WB-8	Waler Bracket 8" attaches to hex shoulder bolt and holds 2x8 waler	10	32	
		WB-10	Waler Bracket 10" attaches to hex shoulder bolt and holds 2x10 waler	10	38	
		WB-12	Waler Bracket 12" attaches to hex shoulder bolt and holds 2x12 waler	10	44	
STRONGBACK CLAMPS	 SBC-4	Strongback Clamp for holding 2x4 strongbacks	10	16		
	 SBC-8	Strongback Clamp for holding 2x4 strongbacks over 2x4 walers	10	25		
SCAFFOLD BRACKETS Engages two shoulder bolts for secure attachment to forms. For 20" or 24" wide platform. With pocket for 2x4 handrail post.		SBL-20 Scaffold Bracket, 20", "4-bar" Forms for 24" bar spacing	1	11.8		
	SBM-20	Scaffold Bracket, 20", "5-bar" Forms for 20" bar spacing	1	11.2		
	SBH-20	Scaffold Bracket, 20", "6-bar" Forms for 16" bar spacing	1	10.7		
	SBU-24	Scaffold Bracket, 24", Universal for 16", 20", or 24" bar spacing	1	13.9		

1-1/8" Hardware


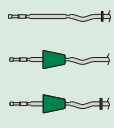
REPLACEMENT HARDWARE

		Product Code		Carton Qty.	Carton Weight (lbs)	
	HSB-80	Hex Shoulder Bolt replacement bolt for 1-1/8" form panels		250	11	
	TTN-1	Tee Nut mating fastener for shoulder bolt		250	8	
	TTF-1	Flat Head Screw for panel bars 14" and over in length		250	6	
	TLF	Full Latch standard, full panel latch		50	34	
	TLZ	Outside Corner Latch for 1x1 outside corners		50	15	
	TLH	Inside Corner Latch for all inside corners		50	26	
	TLNA	Narrow Latch for Aluminum Fillers for 4" and 5" aluminum filler panels		50	18	

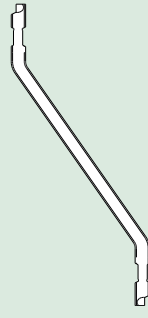
DEEP BREAKBACK RESI-TIES

Resi-ties with an 1-1/2" breakback depth.

With optional cones and neoprene waterseal washer.

	DB-8	Deep Breakback Resi-Tie, 8" 1-1/2" breakback, NO CONES		0.22	
	DB-10	Deep Breakback Resi-Tie, 10" 1-1/2" breakback, NO CONES		0.26	
	DB-12	Deep Breakback Resi-Tie, 12" 1-1/2" breakback, NO CONES		0.29	
	DB-14	Deep Breakback Resi-Tie, 14" 1-1/2" breakback, NO CONES		0.33	
	DB-16	Deep Breakback Resi-Tie, 16" 1-1/2" breakback, NO CONES		0.36	
	DB-18	Deep Breakback Resi-Tie, 18" 1-1/2" breakback, NO CONES		0.40	
	DB-20	Deep Breakback Resi-Tie, 20" 1-1/2" breakback, NO CONES		0.43	
	DB-22	Deep Breakback Resi-Tie, 22" 1-1/2" breakback, NO CONES		0.47	
	DB-24	Deep Breakback Resi-Tie, 24" 1-1/2" breakback, NO CONES		0.50	
		-W	add neoprene washer waterseal	add to base DB price	
-C		add 1-1/4" x 1-1/2" cones	add to base DB price		
-CW		add both cones and waterseal	add to base DB price		
DBS-	Type 304 stainless steel				
Other sizes available on a quick-turnaround basis. Also available in corrosion-resistant finishes:					

OFFSET RESI-TIES

		Product Code	Tie Length	Tie Offset	Wall Thickness	Wall Jog	Carton Qty.	Box Weight (lbs)	
	RTOF-16-7	Offset Resi-Tie	16"	7"	8"	8"	100	36	
	RTOF-8-7	Offset Resi-Tie	8"	7"	8"	10"	100	25	
	RTOF-8-5	Offset Resi-Tie	8"	5"	8"	12"	100	23	
	RTOF-18-9	Offset Resi-Tie	18"	9"	10"	8"	100	41	
	RTOF-10-9	Offset Resi-Tie	10"	9"	10"	10"	100	30	
	RTOF-10-7	Offset Resi-Tie	10"	7"	10"	12"	100	28	
	RTOF-20-11	Offset Resi-Tie	20"	11"	12"	8"	100	45	
	RTOF-12-11	Offset Resi-Tie	12"	11"	12"	10"	100	34	
	RTOF-12-9	Offset Resi-Tie	12"	9"	12"	12"	100	32	

1-1/8" Hardware

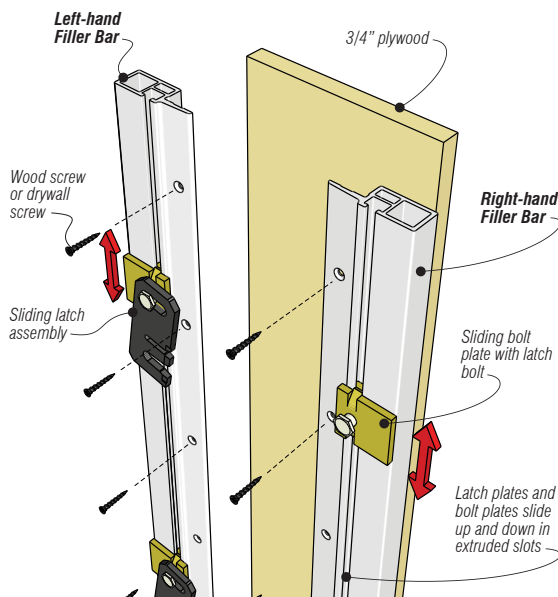
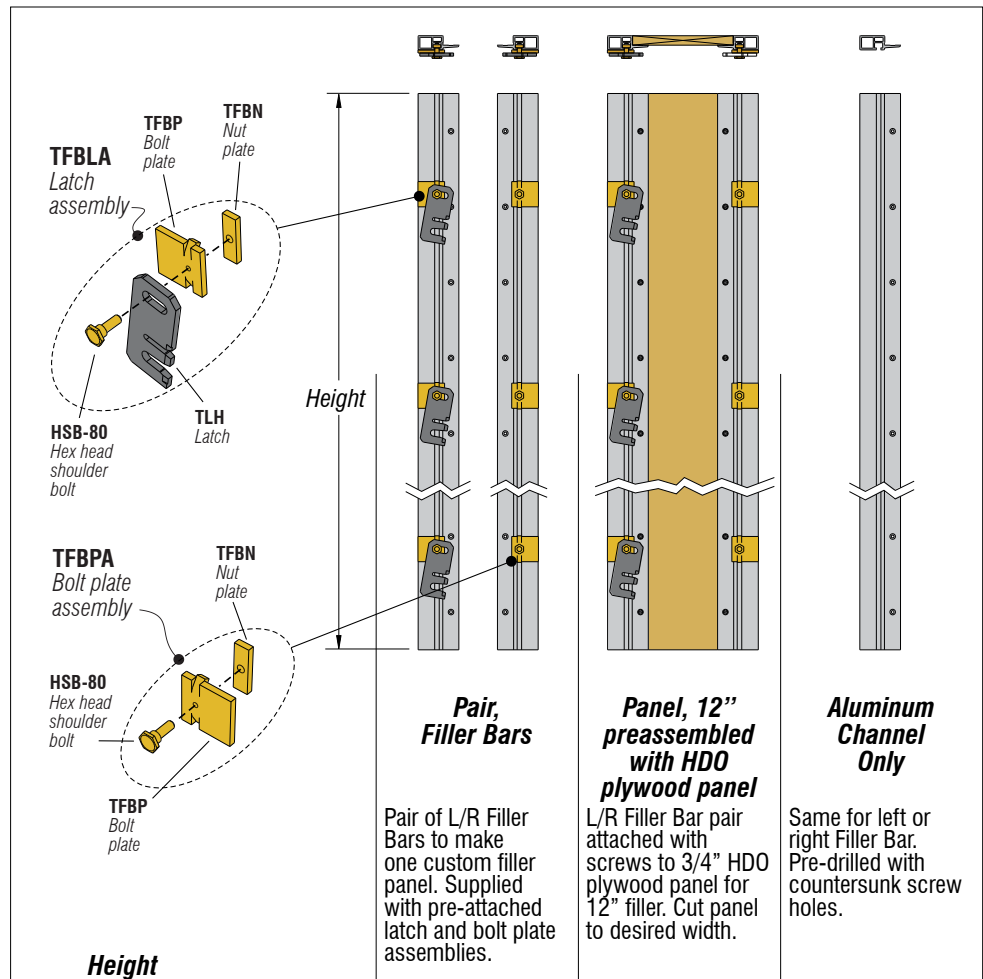
All Purpose Job-Built Filler Bars

Make your own custom filler panels of transition panels on the spot.

Steel Dog® Filler Bars™ are strong, extruded aluminum channels with attached, sliding latch hardware to connect 1-1/8" form panels to 3/4" plywood. With Filler Bars, you can make custom fillers on the job with inexpensive 3/4" plywood for a myriad of uses.




FEATURES:

- Aluminum channels are lightweight, strong, and corrosion-resistant
- Latches and bolt plates can be easily moved to match any bar pattern
- Use inexpensive 3/4" plywood to make your own fillers



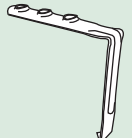
Height	Product Name	TFB-48	TFB-48PAN	TFB-48A
4 ft	Product Name	TFB-48	TFB-48PAN	TFB-48A
	No. Latches	3	3	3
	Weight	15 lbs	21 lbs	5.1 lbs
5ft-4in	Product Name	TFB-64	TFB-64PAN	TFB-64A
	No. Latches	4	4	4
	Weight	18 lbs	27 lbs	6.8 lbs
8 ft	Product Name	TFB-96	TFB-96PAN	TFB-96A
	No. Latches	6	6	6
	Weight	29 lbs	42 lbs	10.2 lbs
9ft	Product Name	TFB-108	TFB-108PAN	TFB-108A
	No. Latches	6	6	6
	Weight	32 lbs	46 lbs	11.5 lbs
9ft-4in	Product Name	TFB-112	TFB-112PAN	TFB-112A
	No. Latches	7	7	7
	Weight	34 lbs	49 lbs	11.9 lbs
10 ft	Product Name	TFB-120	TFB-120PAN	TFB-120A
	No. Latches	7	7	7
	Weight	35 lbs	52 lbs	12.7 lbs

1-1/8" Hardware

		Product Code		Carton Qty.	Carton Weight (lbs)	
OTHER 1-1/8" ACCESSORIES		TBTF	Turnbuckle Brace for straightening walls. Nail to 2x4 or other pole		5.7	
		HDTF-8	Hold-Down Bracket for securing forms to footing or slabs. Use to prevent uplift on battered walls	25	37	
		CDTF-3	Cover Disk 3", Tie Notch for covering the tie notches in form panels. Prevents notches from filling with concrete.	250	14	

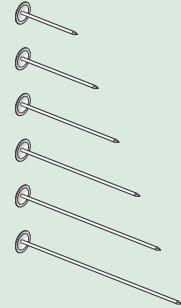
Other Hardware

ALUMINUM FORM HARDWARE

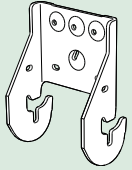
	AFC-1	QuickClamp for Aluminum Forms for 2", 4", and 6" foam 8" vertical leg	25	23	
	AFC-2	QuickClamp for Aluminum Forms for 2", 4", and 6" foam 4" vertical leg	25	20	

FOAM NAILS

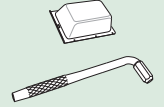


For temporary attachment of rigid foam panels to inside of plywood forms for forming brickledge, beam pockets, etc.

	FN-250	Foam Nail for 2" Foam (100pc retail box)	1000	18	
	FN-350	Foam Nail for 3" Foam (100pc retail box)	1000	20	
	FN-450	Foam Nail for 4" Foam (100pc retail box)	1000	24	
	FN-550	Foam Nail for 5" Foam (100pc retail box)	1000	27	
	FN-650	Foam Nail for 6" Foam (50pc retail box)	500	17	
	FN-750	Foam Nail for 7" Foam (25pc retail box)	250	10	

MODULAR STEEL FRAME HARDWARE

	SB-112	SideBar™ Form Extension Clip steel frame panel to 1-1/8" plywood	25		
	SB-150	SideBar™ Form Extension Clip steel frame panel to 1-1/2" lumber	25	21	
	SB-075	SideBar™ Form Extension Clip steel frame panel to 3/4" plywood	25	28	

MISC. HARDWARE

	BP-12	Steel Beam Pocket, 12" smooth, easy-release, reusable	2	25	
	PCW-750	Plastic Cone Removal Wrench for 1/2" coil tie plastic cones	10	10	
	BN5-X	Bridge Numeral, 5" Available in digits 0-9	2	25	
	ABX-4	Anchor Bolt Extender 1/2" Thread supplied with 3/4" USS HDG washer	100		
	ABX-5	Anchor Bolt Extender 5/8" Thread supplied with 7/8" USS HDG washer	100		

Other Hardware

FORM RELEASE OIL SPRAYER

		Length	Width	Height	Ship Weight (lbs)	
	S-1000 NR Sprayer, No Reel Comes standard with 100ft of 3/8" hose. Optional 1/4" hose.	29"	22 1/8"	27 3/4"	183	
		S-1000 CR Sprayer, Manual Reel Comes standard with 150ft of 3/8" hose. Optional 1/4" hose.	32 3/8"	25 18"	32 1/4"	226
		S-1000 SR Sprayer, Self Retracting Reel Comes standard with 100ft of 3/8" hose.	36"	39 1/8"	39 1/8"	254

FORM CAGES




Lifting cages for storing and transporting form panels, fillers, and corners. High-strength lifting bar for placement by boom truck or crane.

		Panel Height	Inside Width	Outside Width	Weight
	CGTH-48-40 Hardware Cage 4ft cage for hardware and accessories	4ft	40"	43"	170
	CGTP-48-40 Panel Cage, 4ft for 4ft x 2ft panels	4ft	40"	43"	150
	CGTF-48-40 Filler Cage, 4ft for 4ft fillers; specify filler widths	4ft	40"	43"	165
	CGTP-72-40 Panel Cage, 6ft for 6ft x 2ft panels	6ft	40"	43"	170
	CGTF-72-40 Filler Cage, 6ft for 6ft fillers; specify filler widths	6ft	40"	43"	211
	CGTP-96-40 Panel Cage, 8ft for 8ft x 2ft panels	8ft	40"	43"	200
	CGTF-96-40 Filler Cage, 8ft for 8ft fillers; specify filler widths	8ft	40"	43"	221
	CGTP-112-40 Panel Cage, 9ft-4in with hinged lift bar; for 9ft-4in x 2ft panels	9ft-4in	40"	43"	200
	CGTF-112-40 Filler Cage, 9ft-4in with hinged lift bar for 9ft-4in fillers; specify filler widths	9ft-4in	40"	43"	239
	CGTP-120-40 Panel Cage, 10ft with hinged lift bar for 10ft x 2ft panels	10ft	40"	43"	190
CGTF-120-40 Filler Cage, 10ft with hinged lift bar for 10ft fillers; specify filler widths	10ft	40"	43"	239	
Choose from two standard sizes: - 40" inside width/43" outside width (shown above) - 38" inside width/41" outside width			Other Sizes available: contact factory		

Footing Brackets

STACKING SPREADERS

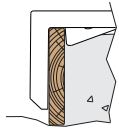
For use with Stacking Clips and lumber to add height to form panels

				Box Qty	Box Weight	
	FB-80	Stacking Spreader, 8"	for single pair of 1-1/2" planks, white	10	22	
	FB-100	Stacking Spreader, 10"	for single pair of 1-1/2" planks, white	10	24	
	FB-120	Stacking Spreader, 12"	for single pair of 1-1/2" planks, white	10	26	

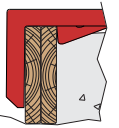
FOOTING BRACKETS










Lightweight, strong, compact brackets for "2 by" lumber footing.

Single



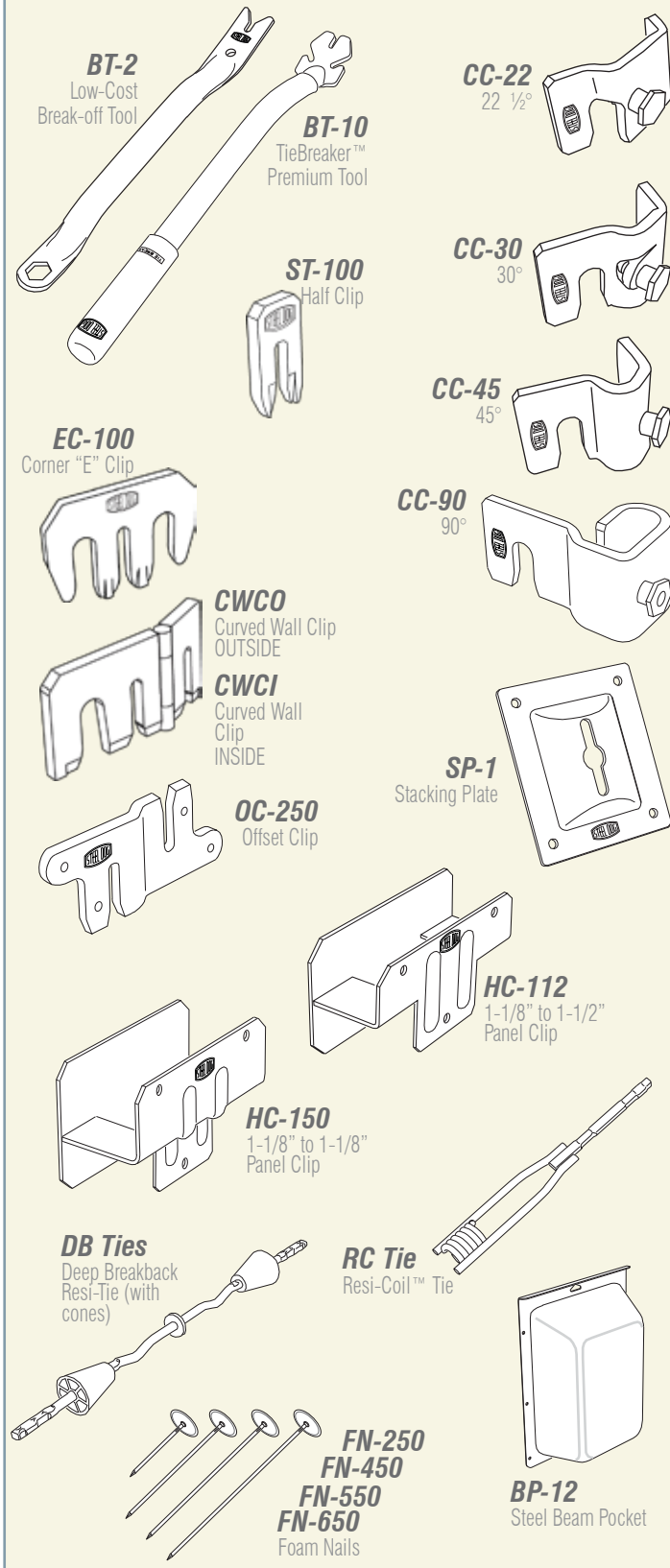
Double



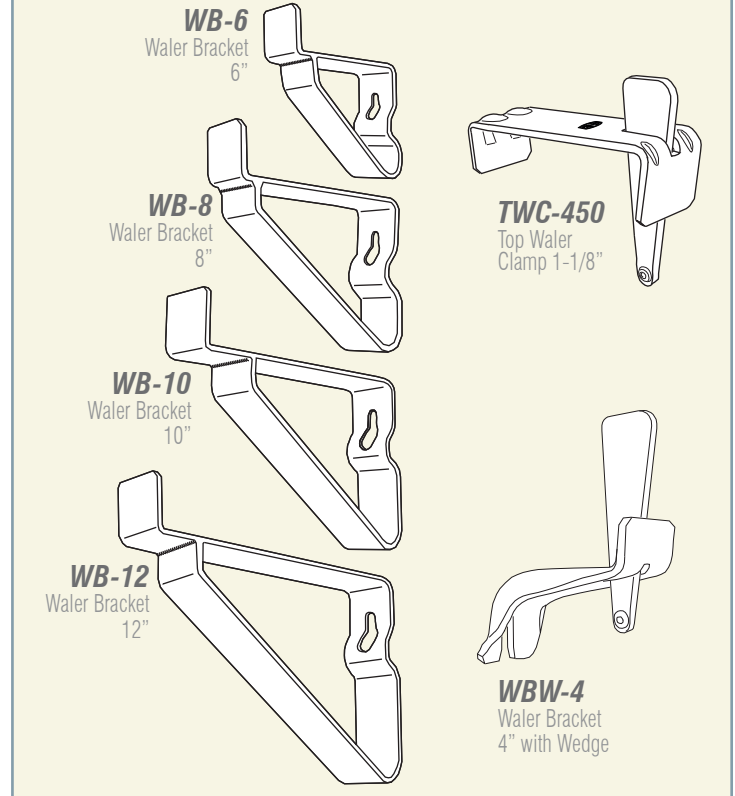
	FB-160	Footing Bracket, 16" Single	for single pair of 1-1/2" planks, white	10	30	
	FB-160D	Footing Bracket, 16" Double	for overlapping pair of 1-1/2" planks, red	10	33	
	FB-180	Footing Bracket, 18" Single	for single pair of 1-1/2" planks, white	10	32	
	FB-180D	Footing Bracket, 18" Double	for overlapping pair of 1-1/2" planks, red	10	35	
	FB-200	Footing Bracket, 20" Single	for single pair of 1-1/2" planks, white	10	34	
	FB-200D	Footing Bracket, 20" Double	for overlapping pair of 1-1/2" planks, red	10	37	
	FB-240	Footing Bracket, 24" Single	for single pair of 1-1/2" planks, white	10	38	
	FB-240D	Footing Bracket, 24" Double	for overlapping pair of 1-1/2" planks, red	10	41	
	FB-300	Footing Bracket, 30" Single	for single pair of 1-1/2" planks, white	10	43	

1-1/8" Hardware

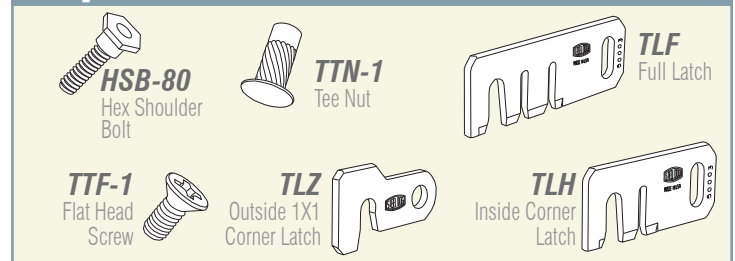
General Hardware



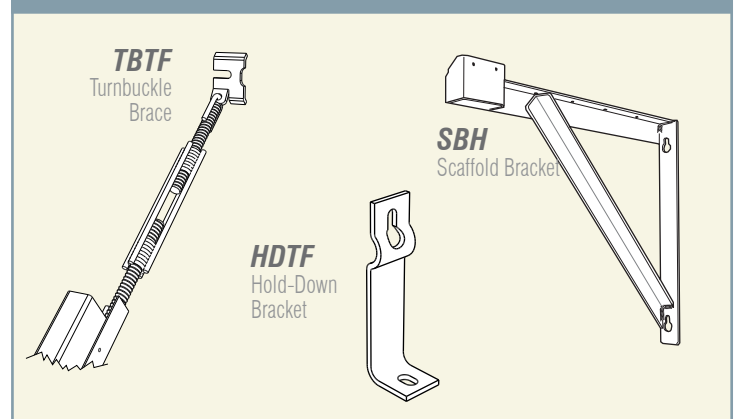
Water Brackets



Replacement Parts



Other Parts





Effective
July 2022

Product Listing

MINIMUM ORDER

No minimum. Custom ties and other made-to-order products subject to \$20 setup charge.

BROKEN BOX CHARGE

Order quantities less than package quantity subject to \$15 broken box charge

SHIPPING METHODS

All of our products are boxed for immediate shipment via parcel services or common carrier. Unless otherwise specified, we will ship Best Way. We ship most orders under 500 lbs via UPS or Fedex Ground. For best rates on parcel shipments, consider ordering 200 lbs or more to qualify for UPS Hundredweight or Fedex Multiweight rates.

Orders placed before 3:00pm Eastern Time for parcel shipments of in-stock items will usually ship the same day.

We are happy to fill your requirements for expedited or air shipments and drop shipments to customer job sites: please call us with your needs.

SHIPPING CHARGES

We work with a number of carriers to obtain the best rates and fastest transit times. We can help reduce your freight cost or transit time depending on your need. Please call us for an exact freight quote. We can Prepay and Add or, if you prefer, we can use your carrier and send freight collect. All shipments are FOB Westport, MA 02790.

FREE FREIGHT

We pay the freight on any orders of \$5000 or more of standard, boxed hardware, going to a single address via ground parcel service or normal common carrier.

PAYMENT

Our standard terms are Net 30 days.

ORDERING

Please call, fax or email us at:

TEL 800-540-3676
FAX 508-636-4055
sales@steel-dog.com